

ACM MOBIHOC 2022

OCT 17-20* SEOUL, SOUTH KOREA



Seoul Tour Information



Travel Information

- MobiHoc website > Local Information > Travel Information
 - https://www.sigmobile.org/mobihoc/2022/travel_information.html
- VISIT SEOUL.NET
 - <https://english.visitseoul.net/index>
 - Guidebooks & Maps :
<https://english.visitseoul.net/map-guide-book>



Source: visit seoul.net

Introduction to Seoul

□ Video & App



Source: visit seoul.net

You can check all of Seoul's attractions, shopping, restaurants, recommended tourist routes, events, tourist information, tour guide/interpreter phone service, tour guides, maps, etc. through the app.



How to Get the App

Search and download VISITSEOUL from major app stores. The app supports Korean, English, Japanese, and both simplified and traditional Chinese.

Map of Seoul

♥ Popular tourist spots



SEOUL

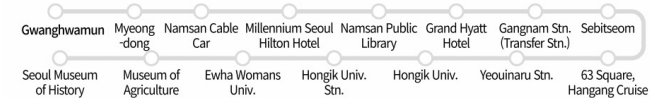


SEOUL CITY TOUR BUS COURSE OVERVIEW

Downtown Palace & Namsan Course



Panorama Course




Night Course

* Passengers are not allowed to get in or get off in the middle of the course.



Around Gangnam Course



Traditional Culture Course / Nighttime Course

Traditional Culture — Nighttime



Hangang River Jamsil Course



Source: visit seoul.net

ACM MobiHoc 2022, Seoul, South Korea



Seoul – Namsan Mountain



NAMSAN ① NAMSAN PARK 남산공원

This park is home to many popular tourist attractions, including Namsan Seoul Tower, Palgajeong Pavilion, Namsan Botanical Gardens, and the National Theater of Korea, not to mention the leafy park itself.

📍 231, Samil-daero, Jung-gu, Seoul (Use Namsan Oreumi Elevator: you can use the inclined elevator to go up to the middle of Namsan Mountain.)
 🕒 Open 24 hours a day ☎ 82-2-3783-5900
 🌐 parks.seoul.go.kr/namsan



NAMSAN ② NAMSAN SEOUL TOWER 남산서울타워



This major tourist attraction lets you see Seoul from 480m above sea level. From the observatory on the 4th and 5th floors and the 360-degree revolving restaurant on the 7th floor, you can enjoy a panoramic view of Seoul. 'Locks of Love' is one of the bucket list items that lovers must do when they visit.

📍 105, Namsangongwon-gil, Yongsan-gu, Seoul (use No. 2 and No. 4 Loop Bus or Namsan Cable Car)
 🕒 Observation Deck: 12:00-21:00 on weekdays, 11:00-22:00 on weekends and public holidays (last entry 30 minutes before closing) 🎫 Admission to the observatory Adults 16,000 won, Children 11,000 won ☎ 82-2-3455-9277
 🌐 seoutower.co.kr



NAMSAN ③ NAMSAN CABLE CAR 남산케이블카



Namsan Cable Car has been one of the most popular tourist attractions in Seoul for over 40 years. Enjoying a panoramic view of Namsan is made easy with Namsan Cable Car.

📍 83, Sopa-ro, Jung-gu, Seoul (Near Exit 3 of Line 4 Myeongdong Station)
 🕒 10:00-23:00
 🎫 Round Trip Fare Adults 13,000 won, Children 9,500 won
 ☎ 82-2-753-2403 🌐 cablecar.co.kr



NAMSAN ④ NAMSAN BAEKBEOM SQUARE 남산백범광장



Located next to Namsan Park. In 2009, sections of the Seoul City Wall were restored as part of the 'Namsan Renaissance' project.

📍 649, Namsangongwon-gil, Jung-gu, Seoul (Near Exit 4 of Line 4 Hoehyeon Station)



NAMSAN ⑤ NAMSAN YEJANG PARK 남산예장공원



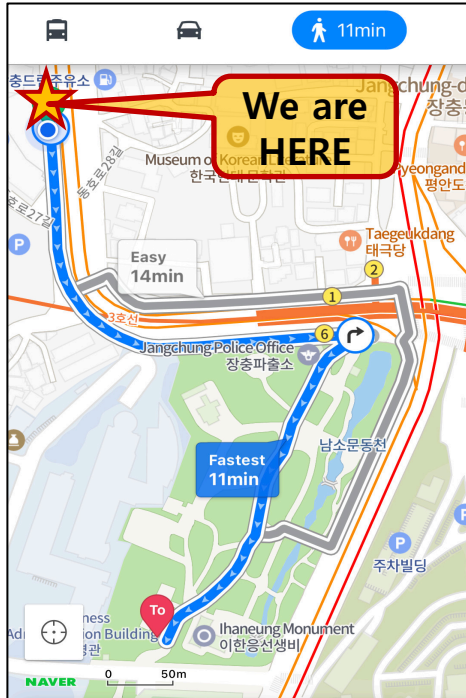
This new park combines the former Resident-General's office and his official residence, and the Korean Central Intelligence Agency building. You can find Memory 6, which reproduced a torture chamber inside the Central Intelligence Agency, and the site of the Governor-General's official residence. In the basement, there are Yejang Madang and Lee Hoeyeong Memorial Hall.

📍 36, Toegye-ro 26-gil, Jung-gu, Seoul (Near Exit 1 of Line 4 Myeongdong Station)



Source: visit seoul.net

Seoul – Namsan Trail(Dulle-gil) by Walk



Seoul – Gangnam

SOUTHEAST

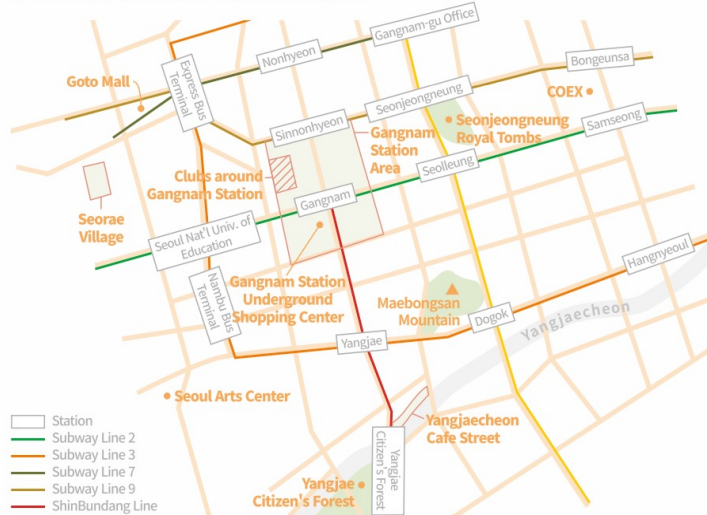
Center of Trends

The southeastern region represents the trend of Korea. From the luxury street to the Hallyu street, this is where you will see the trends of this era first.

SAMSEONG | GANGNAM | BANPO | YANGJAE | SINSA |
APGUJEONG | CHEONGDAM | SONGPA | JAMSIL



SAMSEONG | GANGNAM | BANPO | YANGJAE



SAMSEONG COEX 코엑스

This cultural and business platform is located within the World Trade Center Seoul (KWTC). Global exhibitions and international conferences are held here, and cultural facilities such as luxury hotels, casinos, shopping malls, and aquariums are also available.

513, Yeongdong-daero, Gangnam-gu, Seoul (Near Exit 5, 6 of Line 2 Samseong Station)

10:30-22:00 (hours vary by stores) 82-2-6000-0114



GANGNAM

GANGNAM STATION AREA 강남역 거리

Gangnam Station is one of the busiest subway stations in South Korea and is in the heart of Gangnam-gu. As a place that abounds in fashion brand stores, designer shops, theaters, large bookstores, restaurants, and hotels, the Gangnam Station area is always crowded with people.

Yeoksam-dong, Gangnam-gu, Seoul (Near Exit 1~12 of Line 2, ShinBundang Line Gangnam Station)

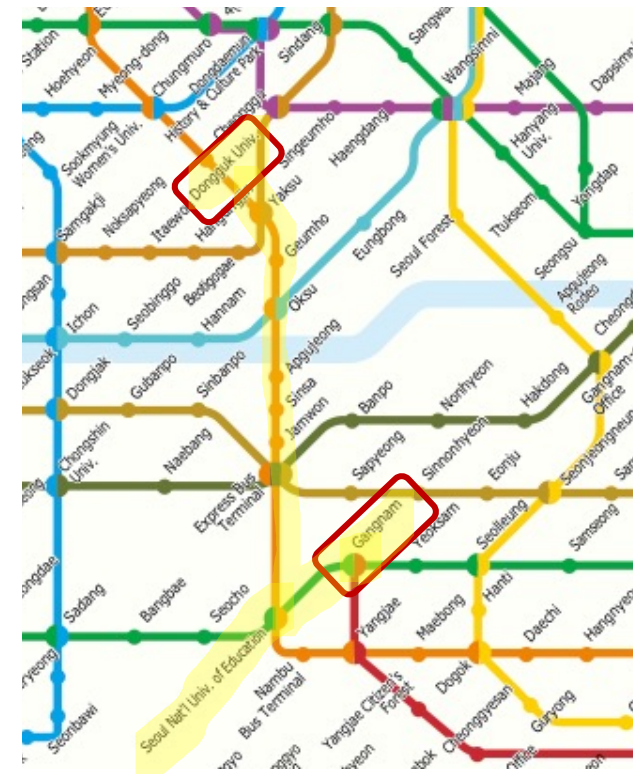


Source: visit seoul.net

Gangnam (강남)

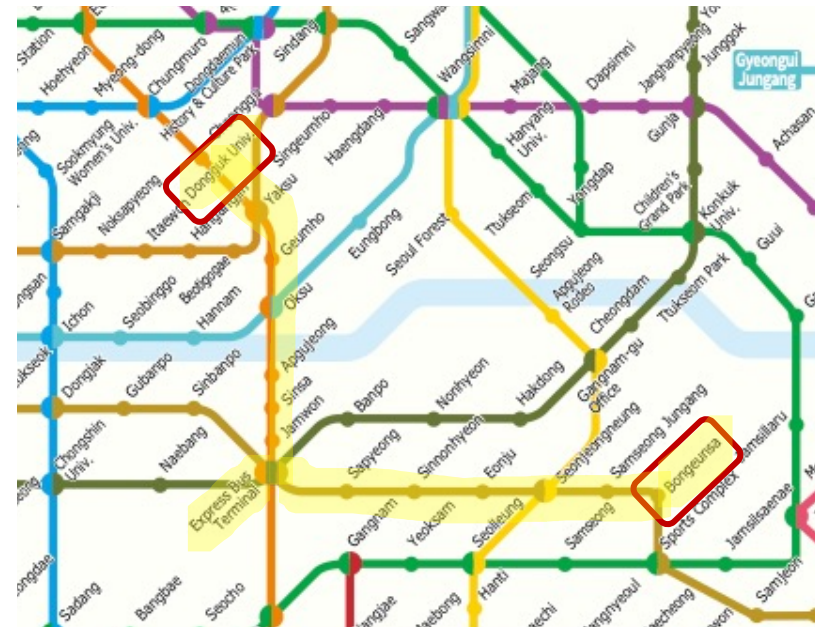
- Way to Gangnam (강남)
 - Fashion and brand stores, designer shops, theaters, large bookstores, restaurants
 - Always crowded with people

- Dongguk Univ. (Line 3)
 - Seoul Nat'l Univ. of Edu (Lines 3&2)
 - Gangnam (Line 2)



COEX (코엑스)

- Way to COEX (코엑스)
 - Global exhibitions and cultural facilities (hotels, casinos, shopping malls, aquariums)
- Dongguk Univ. (Line 3)
 - Express Bus Terminal (Lines 3&9)
 - Bongeunsa (Line 9) , Exit 7



Seoul – Palace



1 GYEOGBOKGUNG PALACE 경복궁




The first royal palace built in the Joseon Dynasty is where the 500-year history of Joseon began. The largest of the five grand palaces remaining in Seoul, Gyeongbokgung Palace showcases Joseon's royal culture, palace life, and architecture through Geunjeongjeon, Gyeonghoeru Pavilion, and other structures. The National Palace Museum and National Folk Museum of Korea are nearby to learn more about royal culture and historical living conditions.



2 DEOKSUGUNG PALACE 덕수궁



This Joseon Dynasty palace became the historical venue for the establishment of the Great Korean Empire. It is the only palace in Seoul that has a modern building, a Western-style garden, and a fountain. The Palace Royal Guard Changing Ceremony held every day at the main gate is a must-see attraction. The stonewall walkway that runs along Deoksugung Palace has been selected as one of the 100 Most Beautiful Roads in Korea, giving it a different feeling throughout each of the four seasons.



3 CHANGDEOKGUNG PALACE 창덕궁



This UNESCO World Heritage site is the best-preserved palace of the Joseon Dynasty. Built in 1405, Changdeokgung Palace boasts picturesque scenery as the palace where the kings of the Joseon Dynasty spent the most time. Since Rear Garden of Changdeokgung is available only to select visitors, a separate fee must be paid, aside from the fee for the palace tour. Visiting hours and the number of people allowed in at a time are also limited, so check the website for information on the Rear Garden tour.



4 CHANGGYEONGGUNG PALACE 창경궁



This palace was built by King Sejong, the ninth king of the Joseon Dynasty, for Queen Jeonghui, the wife of King Sejo, Queen Ansun, the wife of King Yejong, and Queen Sohye, the wife of King Deokjong. Connected to Changdeokgung Palace, it formed a single palace called Donggung, and served to make up for shortage of residential space in Changdeokgung. The outstanding architectural beauty of the time is confirmed through Honghwamun, the main gate of Changgyeonggung. Korea's first Western-style greenhouse, completed in 1909, can also be seen here.


Walking Through Time

SEOUL PALACE TOUR

From the five major palaces of Joseon with 500 years of history of the dynasty, to the shrines that serve the spirit tablets of the Joseon kings and queens. Each of the royal institutions has its own unique style and beauty.

TIP. HANBOK EXPERIENCE

Admission is free if you visit the palace wearing a hanbok, a colorful traditional Korean outfit! There are many hanbok rental shops near the palace, so it is recommended that you wear a hanbok and travel to the Joseon Dynasty era.



5 GYEONGHUIGUNG PALACE 경희궁

This is the smallest of the five major palaces in Seoul (Gyeongbokgung, Changdeokgung, Deoksugung, Changgyeonggung, and Gyeonghuigung). The palace was built for the purpose of moving the king away from the main palace. There were many palaces in Gyeonghuigung Palace, but most of the buildings disappeared or were relocated during the Period of Japanese Occupation when Gyeongseong Middle School, a Japanese school, was built on the site of the palace.



6 JONGMYO SHRINE 종묘

This shrine is where ancestral rites are held for the spirit tablets of the kings and queens of the Joseon dynasty. It was listed as a UNESCO World Heritage site in 1995. The Jongmyo Jerye, held every May, is the oldest ritual in the world that has been held since 1464, and was selected as a UNESCO masterpiece of oral tradition and intangible heritage in 2001.



Source: visit seoul.net

GyeongbokGung Palace (경복궁)

□ Way to Gyeongbokgung (경복궁)

- The first royal palace with the 500-year history
- The Nat'l palace museum and Nat'l folk museum of Korea are nearby

- Dongguk Univ. (Line 3)
→ Gyeongbok-gung (Line 3) , Exit 5

Or,

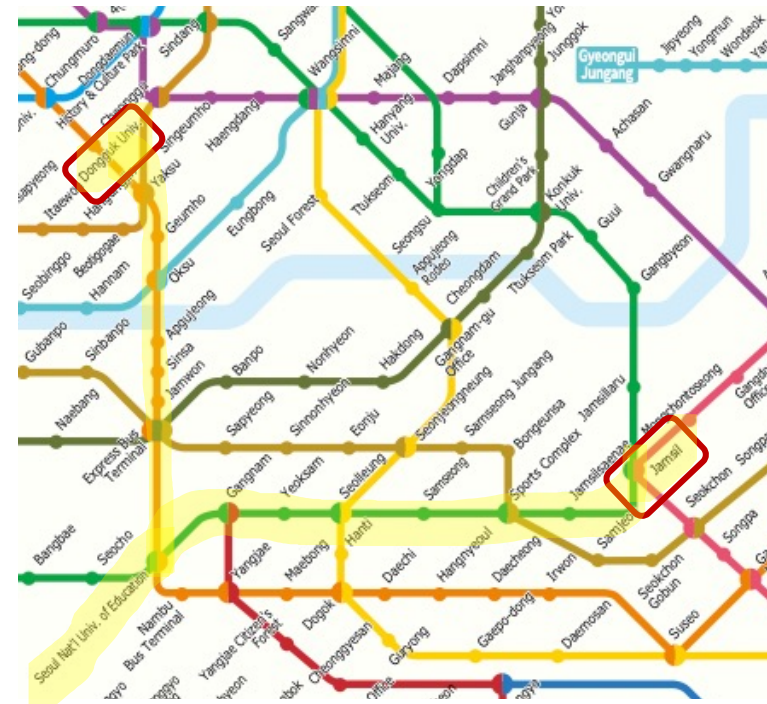
- Bus stop 02288 (Bus 01)
→ Bus stop Gyeongbok-gung (Bus 01)



Jamsil (잠실)

- Way to Jamsil (잠실)
 - Lotte World Adventure (theme park)
 - Lotte World Tower (tallest building in S. Korea)
 - Lotte World Mall (shopping mall, aquarium, theater)

- Dongguk Univ. (Line 3)
 - Seoul Nat'l Univ. of Edu (Lines 3&2)
 - Jamsil (Line 2)



Traffic Information – Subway and Bus

- You can use Subway card, Tmoney, MPASS, Discover Seoul Pass

- **Subway**

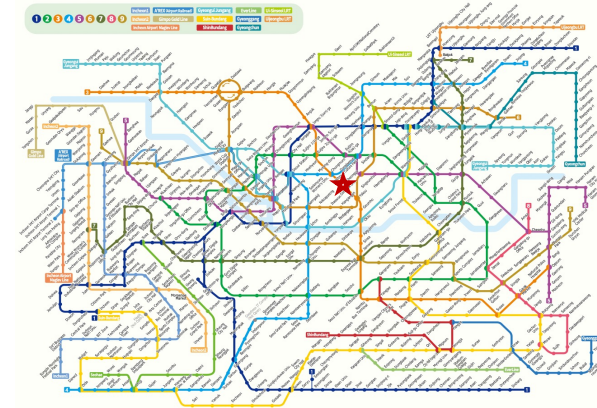
Seoul has nine subway lines—from 1 to 9—which are connected to the Suin-Bundang Line, Shinbundang Line, Airport Railway, Gyeongui•Jungang Line, Gyeongchun Line, and Gyeonggang Line, forming a comprehensive underground transit system for the Seoul metropolitan area. Anyone can easily access the system because the routes are marked by color and the route and station numbers are all labeled.



Disposable Subway Card

Available from vending machines at each subway station. The first time you get one, you need to pay a deposit of ₩500, and then charge it. However, you can get the deposit back at the card-return machines when you arrive at your destination.

₩ 1,250 won~



- **Bus**

Seoul has four types of buses, each color-coded (Based on fares paid in cash)



Blue bus

For long distances within Seoul.

₩ 1,300 won~



Green bus

For transportation between blue bus stops and subway station stops, these buses run parallel to the subways in some areas.

₩ 1,300 won~



Yellow bus

Circulates in downtown Seoul.

₩ 1,200 won~



Red bus

Inter-city express transit.

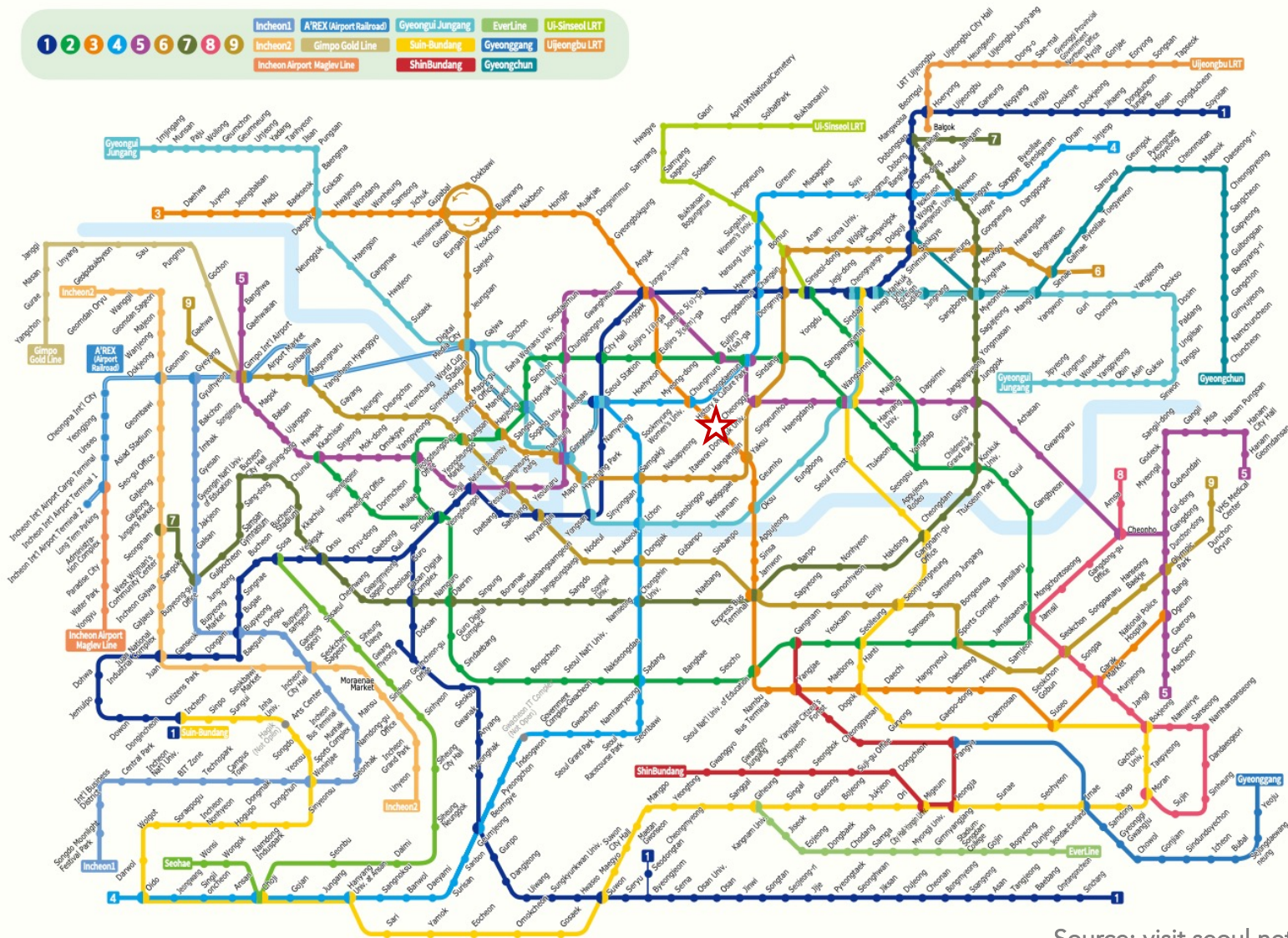
₩ 2,900 won~

Search bus stops close to the current location



You can check nearby bus stops by searching for neighborhood information in the VISITSEOUL app.

Traffic Information – Subway Map



Source: visit seoul.net

ACM MobiHoc 2022, Seoul, South Korea

COVID-19 Information

- Covid-19 information for inbound travelers
 - Mandatory quarantine is **no longer required**
 - The obligation to **wear a mask outdoors is completely lifted**
 - The obligation to **wear a mask indoors remains in place**

- Hope to enjoy SEOUL!